


DANTE: INFERNO UNPACKING GUIDE

START HERE



SCAN AND START
TO PLAY RIGHT AWAY

DIGITAL HUB



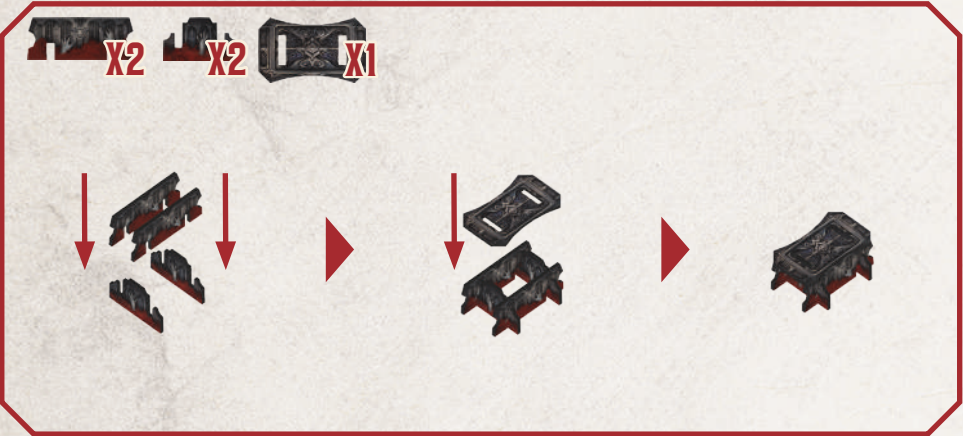
CHECK OUT ANY NEW FILES
OR UPDATES FOR THE GAME

Dante: Inferno offers a simplified user experience. All the components and their positioning in the box were specifically designed so that the setup and teardown process is simple and practical, allowing you to start playing minutes after opening the box. The only thing that needs to be done after unpacking for the first time is to detach the Punchboards, assemble the Furniture and organize the rest of the components in their proper places. After that, you will be ready to explore the Inferno, that is, if you have the courage to return after your first journey.


FURNITURE

The first two Punchboard sheets contain twenty basic Furniture pieces. They only need to be assembled once and then can be stored in the Terrain trays for future games.

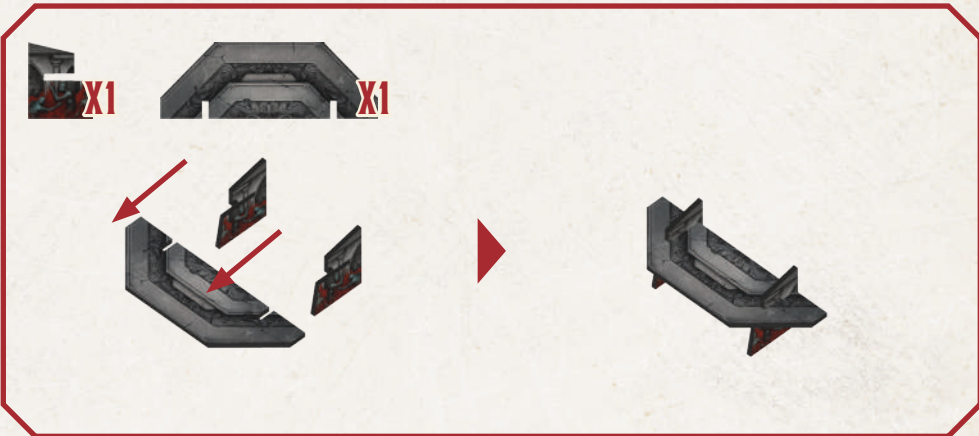
ARK ASSEMBLY X4




PALLISADE ASSEMBLY X4



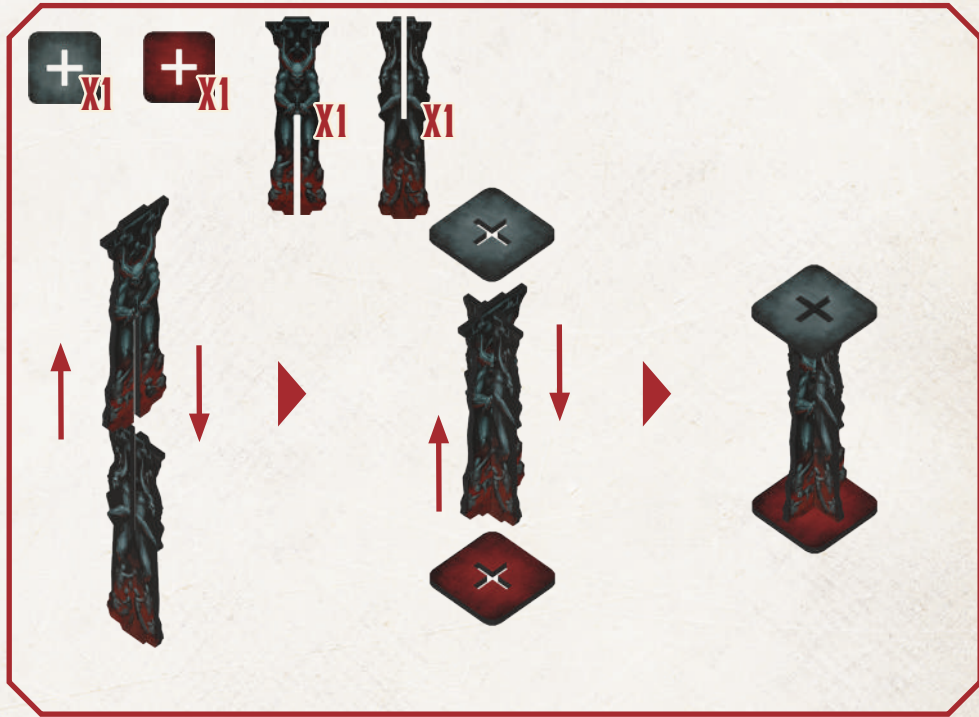
STAIRS ASSEMBLY X4



SMALL PILLAR ASSEMBLY X4



SMALL PILLAR ASSEMBLY X4



TOKENS

Tokens are stored in the Resource tray in their designated slots.



STANDEES

Standees are stored in the Terrain trays along with their bases and assembled Furniture.



DIVIDERS

Dividers can be found in the Caravan's box. They divide the levels of Sacred Treasures and the cards acquired in the Campaign.



After completing this process you should check the remaining components inside the box. Remember that each Chapter and Champion box specifies which components it contains.



STORING THE GAME IN THE BOX



BOOK OF CHRONICLES

RULEBOOK

CONFRONTATION TRAY

PLAYER BOARDS

RESOURCE TRAYS

- Tokens
- Arcana Deck
- Sin Deck
- Wound Deck
- Findings Deck

CHAMPION BOXES

Includes the respective Champion's cards, plus Equipment and Traits acquired throughout the game.

To save your progress, keep cards you have already obtained throughout the Campaign face down, and cards you have not obtained face down.

TERRAIN TRAYS

- Dice
- Standees and their bases.
- Furniture

BOARD

CARAVAN'S BOX

Sacred Treasures and other mini cards obtained during the Exploration phase are stored in the Caravan's box.

CHAPTER BOXES

All components that came from Chapter boxes and were not acquired by the Caravan must be returned to their respective boxes after the session.

CAPYBARA CARDS

! START HERE !

RESETTING YOUR CAMPAIGN

To reset your Campaign and restore the game to its initial state, simply return all cards acquired back to their respective Circles, restore the Sacred Treasures deck, and ensure that all Champion cards are facing the same way inside their boxes.